



SPOLOK AUTOMOBILOVÝCH INŽINIEROV A TECHNIKOV SLOVENSKA
SLOVAK SOCIETY OF AUTOMOTIVE ENGINEERS

Member of FISITA (Fédération Internationale des Sociétés d'Ingénieurs des Techniques de l'Automobile)
Member of EAEC (European Automobile Engineers Cooperation)

DESIGN OF PAPERS

EAEC CONGRESS 2009

12th EAEC European Automotive Congress Bratislava EAEC 2009

June/July 2009
BRATISLAVA
SLOVAKIA

FISITA EAEC

12TH EAEC EUROPEAN AUTOMOTIVE CONGRESS

intenziva[®]
VÝDELAVACIE A KONFERENČNÉ CENTRUM

SAITS

The contents of this information brochure as well as a template for the text layout can also be found on our homepage

<http://www.eaec2009.com/authors>

<http://www.saits.bts.sk>

Index:

1. Lecturing Time	Page 2
2. Text of Lecture for Publication	
2.1 General Information	Page 2
2.2 Usage of the Form shown here	Page 2
2.3 Usage of your own form	Page 4
3. Graphic Layout for the Presentation of the Lecture	Page 4
3.1 Minimum Type Size	Page 4
3.2 Minimum Line Pitch	Page 4
4. Further Information	Page 4
5. Specimen of a First Page	Page 5

1. Lecturing Time:

TOTAL LENGTH OF LECTURE: The lecture should not exceed 20 minutes. 10 minutes are reserved for discussion.

2. Text of Lecture for Publication

2.1 General Information

Your lecture will be published in the **Proceedings of EAEC2009 Congress** in electronic form (pdf format - coloured version) on CD. The Abstract of paper will be published in the printed **Book of Abstracts** in the black-and-white format.

The manuscript is required on paper AND in electronic form (WORD format) on CD, by mail, or e-mail. Please send both to SAITS by **31th March 2009**. The reference print out will, with respect to the text (pagination, etc.), remain unchanged for the final print layout.

Please ensure that your original does not have to be edited in any way, but is to be used immediately for printing.

All lectures must be written originally in English.

2.2 Usage of the Form shown here (final page)

For uniformity, please use the exact form shown on the homepage of the Slovak Society of Automotive Engineers (SAITS) for EAEC2009 Congress (www.saits.bts.sk) and www.eaec2009.com/authors. The predefined head and bottom lines, as well as the indicated side margins must be respected **IN ALL CASES** and no notes of any type are permissible. The form can be found also in the possible application in the last page of this information.

On the first page (specimen page 5) you have to indicate your academic title, first name(s), and family name(s) of the author and co-author(s), the title of the lecture, as well as abstract (approx. 20 lines). We support maximum cca 20 pages inclusive figures.

PLEASE do not use page numbers!

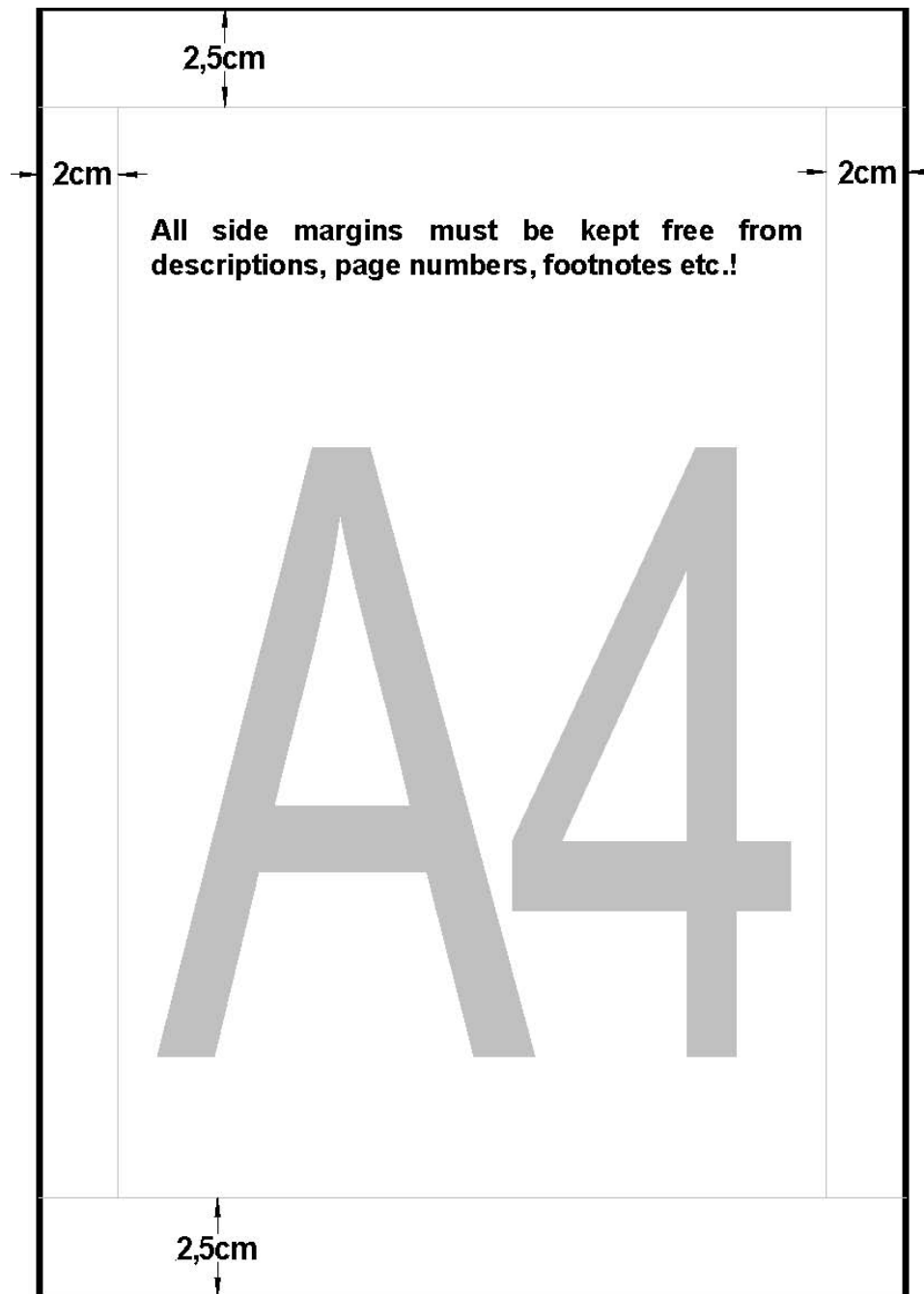


Figure of second and next pages.

2.3 Usage of your own form

If you use your own form, then please observe the following instructions:

- ISO A4-sheet (210 x 297 mm)
- Top and bottom page margin 2,5 cm
- Side page margin (right and left) 2 cm
- All side margins must be kept free from descriptions and footnotes
- Page numbers to be marked in pencil on the back (on your printed form)
- Type size for the text: Arial 12 dots
- Type size for headlines: Arial Bold 14 dots
- First page (example page 5) should contain academic degree, first name, surname, of the author(s), title of lecture,
- Abstract (approx. 20 lines)
- PLEASE do not enter page numbers

3. Graphic Layout for the Presentation of the Lecture

Title, structuring and summary of the lecture should be illustrated by slides containing texts. A total of 15 - 20 slides, however, should not be exceeded.

BASIC RULE: The audience has max. 30 seconds to look at your slide!

3.1 Minimum Type Size

Recommended type size for an ISO A4-sheet:

Text (Title of lecture, summary, picture title, etc.): 8 mm or 32 dots

Diagram legends: 6 mm or 24 dots

3.2 Minimum Line Pitch

Recommended line pitch - of major lines: 0.7 mm or 2 dots

Subsidiary lines: 0.35 mm or 1 dot

No type with shading in the background.

4. Further Information




If the lecturer plans to use his own computer hardware (Laptop or Notebook), then this must be equipped with an external VGA-connection (monitor connection)

Function tests of the computer and the presentation techniques have to be carried out in good time before the presentation (on the evening before the meeting or during breaks). These tests have to be arranged together with a Congress technician.

It is urgently recommended for safety's sake that lecturers take along a copy of their oral presentation with them (on an USB key or CD, etc.)

5. Specimen of a First Page:

(A template for the text layout can also be found on the homepage of the EAEC 2009 Congress - Author's Area (www.eaec2009.com/authors) or of the homepage of the Slovak Society of Automotive Engineers (www.saits.bts.sk), Type and size as well as all side margins are set.

	<p>12th EAEC European Automotive Congress Bratislava</p> 	
<hr/> <p>EUROPE IN THE SECOND CENTURY OF AUTO-MOBILITY</p>		
<p>CENTRAL EUROPEAN AUTOMOTIVE INDUSTRY AND ENGINEERING</p>		
<p>Dipl.-Ing. J. XXX, Prof. Dr.-Ing. B. GYYY, ZZZ, University of Technology, Bratislava</p>		
<p>ABSTRACT</p>		
<p>To achieve the emission limits in the year 2015, the potential of the new powertrain is oriented for formation of production and innovation systems...</p>		
<p>KEYWORDS: Maximum four</p>		
<p>INTRODUCTION</p>		
<p>Text of paper...</p>		